

PINNACLE ANALYTICS

Potency Results

Sample Name: *Purple Punch*

Client: Tail of the Tiger

Client Batch ID: Pre-Roll

Pinnacle-Analytics.com
3549 Lear Way, Suite 101
Medford OR 97504
P:(541)300-8217

Sample ID: rC-H-302-E1838

Matrix: Flower

Prep Analyst: Jeff A.

Analysis Method: 0668534+1 H4 5-24-2024 #1.lcm

Sampling Method: N/A

Reference Method: JCB 2009: HPLC/DAD

Analysis Batch: 8-27-2024 H4 14, 48, 302, 438 Flower

Date Sampled: 8/22/2024

Date Reported: 9/17/2024

Client License: N/A

130 Oak Park Dr. Suite A

Mooreville NC 28115

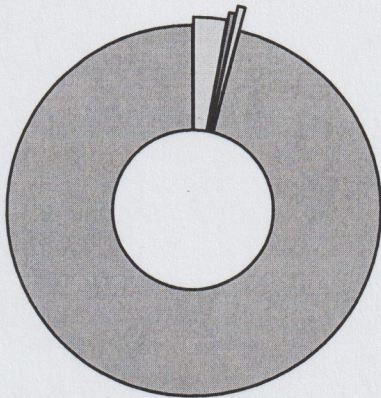
For R&D Purposes Only

Total THC (THCA*0.877+d9-THC)	22.9%
Total CBD (CBDA*0.877+CBD)	0.145%
Moisture Content	6.8%

Cannabinoid	% Weight	mg/g
CBDVA	<LOQ	<LOQ
CBDV	<LOQ	<LOQ
CBDA*	<LOQ	<LOQ
CBGA	<LOQ	<LOQ
CBG	0.778	7.78
CBD*	0.145	1.45
THCV	<LOQ	<LOQ
CBN	<LOQ	<LOQ
d9-THC*	0.174	1.74
d8-THC*	<LOQ	<LOQ
CBC	<LOQ	<LOQ
THCA*	26.0	260.0
Total Cannabinoids	27.1	271.0

*ORELAP Accredited Analyte

Limit Of Quantitation: 0.1%, analyte not measured



- CBG
- THCA*
- CBD*
- d9-THC*



These test results may not be altered or reproduced except in full without the permission of Pinnacle Analytics. These results were generated following the Oregon Administrative Rules and in accordance with the NELAP Institute under ORELAP License #4152
Report generated by Routine_Potency_Rev13_8-1-2023

Kris Ford, PhD
Lab Director



PINNACLE ANALYTICS

Quality Control Results

Analyst: Jeff A.

Analysis Batch: 8-27-2024 H4 14, 48, 302, 438 Flower


Pinnacle-Analytics.com
3549 Lear Way, Suite 101
Medford OR 97504
P:(541)300-8217

	Duplicate RPD		LCS % Recovery		Method Blank	
	H-0-E1852-b	Limit	C-FL-082724	Limits	C-FB-082724	Limit
CBDA	0.108%	10%	96.1%	90-110%	<LOQ/2	LOQ/2
CBD	0.296%	30%	94.9%	90-110%	<LOQ/2	LOQ/2
d9-THC	<LOQ%	30%	93.9%	90-110%	<LOQ/2	LOQ/2
d8-THC	<LOQ%	30%	94.7%	90-110%	<LOQ/2	LOQ/2
THCA	<LOQ%	30%	96.2%	90-110%	<LOQ/2	LOQ/2


RPD: Relative Percent Difference between unknown sample and its duplicate

LCS: Laboratory Control Sample with known concentration

Case Comments: There were no divergences from ordinary Quality Control procedures or SOPs.



These test results may not be altered or reproduced except in full without the permission of Pinnacle Analytics. These results were generated following the Oregon Administrative Rules and in accordance with the NELAP Institute under ORELAP License #4152
Report generated by Routine_Potency_Rev13_8-1-2023


Kris Ford, PhD
Lab Director