Pixie Dust CoAs


Marin Analytics
CERTIFICATE OF ANALYSIS
Clear Labs Inc
Sample 614-082223-082
Runtz
Sample Submitted: 4-2-2023, Report Date: 4-8-2023
Runtz THC-A Hemp
Plant Material: Flower
Chromatogram
Cannabinoid Profile
Cannabinoid Profile by HPLC
0.29% Delta-9-THC
0.00% CBD
60.15% Total Cannabinoids

Cannabinoid	% wt	mg/g
CBDA	0.001	0.01
CBGA	1.411	14.11
CBG	0.152	1.52
THCVa	0.122	1.22
CBN	0.001	0.01
THCa	0.601	6.01
Total Cannabinoids	**60.15**	**601.5**
Calculated Total THC	**51.26**	**512.60**
Calculated CBD Total	**0.05**	**0.53**

Calculated Total THC = Delta-9-THC + 0.877 * THCa
Calculated Maximum CBD Total = CBD + 0.877 * CBDA
Marin Analytics, LLC
250 Bel Marin Keys Blvd, Suite 5A
Novato, CA 94949
(415) 460-8707
Mike Clemmons
Lab Manager
This report has been prepared in accordance with generally accepted laboratory practice and quality assurance standards. Marin Analytics, LLC makes no representations or warranties regarding the accuracy of the results or the suitability of the sample for any purpose. The results of analysis are representative only of the sample submitted. Marin Analytics, LLC makes no warranties, express or implied, including but not limited to, implied warranties of merchantability and fitness for a particular purpose. The results of analysis are representative only of the sample submitted.
Copyright Marin Analytics, LLC. All Rights Reserved.


Marin Analytics
CERTIFICATE OF ANALYSIS
Clear Labs Inc
Sample 614-082223-084
Gelato
Sample Submitted: 4-2-2023, Report Date: 4-8-2023
Gelato THC-A Hemp
Plant Material: Flower
Chromatogram
Cannabinoid Profile
Cannabinoid Profile by HPLC
0.10% Delta-9-THC
0.00% CBD
58.36% Total Cannabinoids

Cannabinoid	% wt	mg/g
CBDA	0.048	0.48
CBG	0.083	0.83
CBGA	0.439	4.39
Delta-9-THC	0.007	0.07
THCa	58.55	585.51
Total Cannabinoids	**58.36**	**583.6**
Calculated Total THC	**50.04**	**500.03**
Calculated CBD Total	**0.05**	**0.50**

Calculated Total THC = Delta-9-THC + 0.877 * THCa
Calculated Maximum CBD Total = CBD + 0.877 * CBDA
Marin Analytics, LLC
250 Bel Marin Keys Blvd, Suite 5A
Novato, CA 94949
(415) 460-8707
Sara Bonvallet
Technical Director
Lab Manager
This report has been prepared in accordance with generally accepted laboratory practice and quality assurance standards. Marin Analytics, LLC makes no representations or warranties regarding the accuracy of the results or the suitability of the sample for any purpose. The results of analysis are representative only of the sample submitted. Marin Analytics, LLC makes no warranties, express or implied, including but not limited to, implied warranties of merchantability and fitness for a particular purpose. The results of analysis are representative only of the sample submitted.
Copyright Marin Analytics, LLC. All Rights Reserved.


Marin Analytics
CERTIFICATE OF ANALYSIS
Clear Labs Inc
Sample 614-082223-098
Purple Urkle
Sample Submitted: 4-2-2023, Report Date: 4-8-2023
Purple Urkle THC-A Hemp
Plant Material: Flower
Chromatogram
Cannabinoid Profile
Cannabinoid Profile by HPLC
0.21% Delta-9-THC
0.00% CBD
58.73% Total Cannabinoids

Cannabinoid	% wt	mg/g
CBDA	0.003	0.03
CBG	0.108	1.08
CBGA	0.139	1.39
Delta-9-THC	0.214	2.14
THCa	57.82	578.21
Total Cannabinoids	**58.73**	**587.3**
Calculated Total THC	**50.13**	**501.33**
Calculated CBD Total	**0.05**	**0.50**

Calculated Total THC = Delta-9-THC + 0.877 * THCa
Calculated Maximum CBD Total = CBD + 0.877 * CBDA
Marin Analytics, LLC
250 Bel Marin Keys Blvd, Suite 5A
Novato, CA 94949
(415) 460-8707
Sara Bonvallet
Technical Director
Lab Manager
This report has been prepared in accordance with generally accepted laboratory practice and quality assurance standards. Marin Analytics, LLC makes no representations or warranties regarding the accuracy of the results or the suitability of the sample for any purpose. The results of analysis are representative only of the sample submitted. Marin Analytics, LLC makes no warranties, express or implied, including but not limited to, implied warranties of merchantability and fitness for a particular purpose. The results of analysis are representative only of the sample submitted.
Copyright Marin Analytics, LLC. All Rights Reserved.


Marin Analytics
CERTIFICATE OF ANALYSIS
Clear Labs Inc
Sample 614-082223-090
GMO Cookies
Sample Submitted: 4-2-2023, Report Date: 4-8-2023
GMO Cookies THC-A Hemp
Plant Material: Flower
Chromatogram
Cannabinoid Profile
Cannabinoid Profile by HPLC
0.21% Delta-9-THC
0.00% CBD
59.14% Total Cannabinoids

Cannabinoid	% wt	mg/g
CBDA	0.015	0.15
CBGA	1.428	14.28
CBG	0.157	1.57
CBGVa	0.112	1.12
Delta-9-THC	0.212	2.12
THCa	57.21	572.15
Total Cannabinoids	**59.14**	**591.4**
Calculated Total THC	**50.17**	**501.73**
Calculated CBD Total	**0.06**	**0.65**

Calculated Total THC = Delta-9-THC + 0.877 * THCa
Calculated Maximum CBD Total = CBD + 0.877 * CBDA
Marin Analytics, LLC
250 Bel Marin Keys Blvd, Suite 5A
Novato, CA 94949
(415) 460-8707
Sara Bonvallet
Technical Director
Lab Manager
This report has been prepared in accordance with generally accepted laboratory practice and quality assurance standards. Marin Analytics, LLC makes no representations or warranties regarding the accuracy of the results or the suitability of the sample for any purpose. The results of analysis are representative only of the sample submitted. Marin Analytics, LLC makes no warranties, express or implied, including but not limited to, implied warranties of merchantability and fitness for a particular purpose. The results of analysis are representative only of the sample submitted.
Copyright Marin Analytics, LLC. All Rights Reserved.


Marin Analytics
CERTIFICATE OF ANALYSIS
Clear Labs Inc
Sample 614-082223-096
Top Gun
Sample Submitted: 4-2-2023, Report Date: 4-8-2023
Top Gun THC-A Hemp
Plant Material: Flower
Chromatogram
Cannabinoid Profile
Cannabinoid Profile by HPLC
0.26% Delta-9-THC
0.00% CBD
58.28% Total Cannabinoids

Cannabinoid	% wt	mg/g
CBDA	0.075	0.75
CBG	0.877	8.77
CBGA	0.148	1.48
Delta-9-THC	0.26	2.6
THCa	57.28	572.8
Total Cannabinoids	**58.28**	**582.8**
Calculated Total THC	**50.19**	**501.87**
Calculated CBD Total	**0.98**	**9.89**

Calculated Total THC = Delta-9-THC + 0.877 * THCa
Calculated Maximum CBD Total = CBD + 0.877 * CBDA
Marin Analytics, LLC
250 Bel Marin Keys Blvd, Suite 5A
Novato, CA 94949
(415) 460-8707
Sara Bonvallet
Technical Director
Lab Manager
This report has been prepared in accordance with generally accepted laboratory practice and quality assurance standards. Marin Analytics, LLC makes no representations or warranties regarding the accuracy of the results or the suitability of the sample for any purpose. The results of analysis are representative only of the sample submitted. Marin Analytics, LLC makes no warranties, express or implied, including but not limited to, implied warranties of merchantability and fitness for a particular purpose. The results of analysis are representative only of the sample submitted.
Copyright Marin Analytics, LLC. All Rights Reserved.


Marin Analytics
CERTIFICATE OF ANALYSIS
Clear Labs Inc
Sample 614-082223-094
Wonder Bread
Sample Submitted: 4-2-2023, Report Date: 4-8-2023
Wonder Bread THC-A Hemp
Plant Material: Flower
Chromatogram
Cannabinoid Profile
Cannabinoid Profile by HPLC
0.29% Delta-9-THC
0.00% CBD
60.50% Total Cannabinoids

Cannabinoid	% wt	mg/g
CBDA	0.007	0.07
CBGA	1.389	13.89
CBG	0.08	0.8
Delta-9-THC	0.293	2.93
THCa	60.42	604.23
Total Cannabinoids	**60.50**	**605.0**
Calculated Total THC	**51.59**	**515.88**
Calculated CBD Total	**0.04**	**0.35**

Calculated Total THC = Delta-9-THC + 0.877 * THCa
Calculated Maximum CBD Total = CBD + 0.877 * CBDA
Marin Analytics, LLC
250 Bel Marin Keys Blvd, Suite 5A
Novato, CA 94949
(415) 460-8707
Sara Bonvallet
Technical Director
Lab Manager
This report has been prepared in accordance with generally accepted laboratory practice and quality assurance standards. Marin Analytics, LLC makes no representations or warranties regarding the accuracy of the results or the suitability of the sample for any purpose. The results of analysis are representative only of the sample submitted. Marin Analytics, LLC makes no warranties, express or implied, including but not limited to, implied warranties of merchantability and fitness for a particular purpose. The results of analysis are representative only of the sample submitted.
Copyright Marin Analytics, LLC. All Rights Reserved.

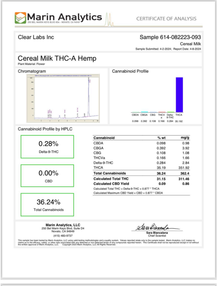
Marin Analytics
CERTIFICATE OF ANALYSIS
Clear Labs Inc
Sample 614-082223-092
Agent Orange
Sample Submitted: 4-2-2023, Report Date: 4-8-2023
Agent Orange THC-A Hemp
Plant Material: Flower
Chromatogram
Cannabinoid Profile
Cannabinoid Profile by HPLC
0.28% Delta-9-THC
0.00% CBD
58.26% Total Cannabinoids

Cannabinoid	% wt	mg/g
CBDA	0.058	0.58
CBGA	0.551	5.51
CBG	0.138	1.38
THCVa	0.118	1.18
Delta-9-THC	0.284	2.84
THCa	57.97	579.71
Total Cannabinoids	**58.26**	**582.6**
Calculated Total THC	**50.46**	**504.59**
Calculated CBD Total	**0.06**	**0.66**

Calculated Total THC = Delta-9-THC + 0.877 * THCa
Calculated Maximum CBD Total = CBD + 0.877 * CBDA
Marin Analytics, LLC
250 Bel Marin Keys Blvd, Suite 5A
Novato, CA 94949
(415) 460-8707
Sara Bonvallet
Technical Director
Lab Manager
This report has been prepared in accordance with generally accepted laboratory practice and quality assurance standards. Marin Analytics, LLC makes no representations or warranties regarding the accuracy of the results or the suitability of the sample for any purpose. The results of analysis are representative only of the sample submitted. Marin Analytics, LLC makes no warranties, express or implied, including but not limited to, implied warranties of merchantability and fitness for a particular purpose. The results of analysis are representative only of the sample submitted.
Copyright Marin Analytics, LLC. All Rights Reserved.

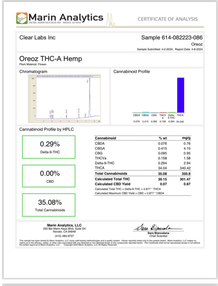
Marin Analytics
CERTIFICATE OF ANALYSIS
Clear Labs Inc
Sample 614-082223-088
Berry Pie
Sample Submitted: 4-2-2023, Report Date: 4-8-2023
Berry Pie THC-A Hemp
Plant Material: Flower
Chromatogram
Cannabinoid Profile
Cannabinoid Profile by HPLC
0.21% Delta-9-THC
0.00% CBD
60.42% Total Cannabinoids

Cannabinoid	% wt	mg/g
CBDA	0.072	0.72
CBGA	0.551	5.51
CBG	0.127	1.27
THCVa	0.112	1.12
Delta-9-THC	0.21	2.1
THCa	59.95	599.55
Total Cannabinoids	**60.42**	**604.2**
Calculated Total THC	**51.50**	**515.06**
Calculated CBD Total	**0.06**	**0.63**

Calculated Total THC = Delta-9-THC + 0.877 * THCa
Calculated Maximum CBD Total = CBD + 0.877 * CBDA
Marin Analytics, LLC
250 Bel Marin Keys Blvd, Suite 5A
Novato, CA 94949
(415) 460-8707
Sara Bonvallet
Technical Director
Lab Manager
This report has been prepared in accordance with generally accepted laboratory practice and quality assurance standards. Marin Analytics, LLC makes no representations or warranties regarding the accuracy of the results or the suitability of the sample for any purpose. The results of analysis are representative only of the sample submitted. Marin Analytics, LLC makes no warranties, express or implied, including but not limited to, implied warranties of merchantability and fitness for a particular purpose. The results of analysis are representative only of the sample submitted.
Copyright Marin Analytics, LLC. All Rights Reserved.


Marin Analytics
CERTIFICATE OF ANALYSIS
Clear Labs Inc
Sample 614-082223-086
Tiger's Blood
Sample Submitted: 4-2-2023, Report Date: 4-8-2023
Tiger's Blood THC-A Hemp
Plant Material: Flower
Chromatogram
Cannabinoid Profile
Cannabinoid Profile by HPLC
0.29% Delta-9-THC
0.00% CBD
60.76% Total Cannabinoids

Cannabinoid	% wt	mg/g
CBDA	0.076	0.76
CBGA	1.429	14.29
CBG	0.155	1.55
THCVa	0.158	1.58
Delta-9-THC	0.293	2.93
THCa	59.73	597.31
Total Cannabinoids	**60.76**	**607.6**
Calculated Total THC	**52.67**	**526.70**
Calculated CBD Total	**0.07**	**0.67**

Calculated Total THC = Delta-9-THC + 0.877 * THCa
Calculated Maximum CBD Total = CBD + 0.877 * CBDA
Marin Analytics, LLC
250 Bel Marin Keys Blvd, Suite 5A
Novato, CA 94949
(415) 460-8707
Sara Bonvallet
Technical Director
Lab Manager
This report has been prepared in accordance with generally accepted laboratory practice and quality assurance standards. Marin Analytics, LLC makes no representations or warranties regarding the accuracy of the results or the suitability of the sample for any purpose. The results of analysis are representative only of the sample submitted. Marin Analytics, LLC makes no warranties, express or implied, including but not limited to, implied warranties of merchantability and fitness for a particular purpose. The results of analysis are representative only of the sample submitted.
Copyright Marin Analytics, LLC. All Rights Reserved.

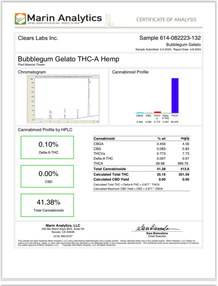
Marin Analytics
CERTIFICATE OF ANALYSIS
Clear Labs Inc
Sample 614-082223-093
Cereal Milk
Sample Submitted: 4-2-2023, Report Date: 4-8-2023
Cereal Milk THC-A Hemp
Plant Material: Flower
Chromatogram
Cannabinoid Profile
Cannabinoid Profile by HPLC
0.28% Delta-9-THC
0.00% CBD
36.24% Total Cannabinoids

Cannabinoid	% wt	mg/g
CBDA	0.068	0.68
CBGA	0.551	5.51
CBG	0.138	1.38
THCVa	0.118	1.18
Delta-9-THC	0.284	2.84
THCa	35.19	351.93
Total Cannabinoids	**36.24**	**362.4**
Calculated Total THC	**30.18**	**301.80**
Calculated CBD Total	**0.06**	**0.66**

Calculated Total THC = Delta-9-THC + 0.877 * THCa
Calculated Maximum CBD Total = CBD + 0.877 * CBDA
Marin Analytics, LLC
250 Bel Marin Keys Blvd, Suite 5A
Novato, CA 94949
(415) 460-8707
Sara Bonvallet
Technical Director
Lab Manager
This report has been prepared in accordance with generally accepted laboratory practice and quality assurance standards. Marin Analytics, LLC makes no representations or warranties regarding the accuracy of the results or the suitability of the sample for any purpose. The results of analysis are representative only of the sample submitted. Marin Analytics, LLC makes no warranties, express or implied, including but not limited to, implied warranties of merchantability and fitness for a particular purpose. The results of analysis are representative only of the sample submitted.
Copyright Marin Analytics, LLC. All Rights Reserved.

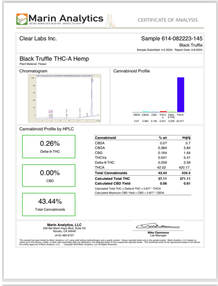
Marin Analytics
CERTIFICATE OF ANALYSIS
Clear Labs Inc
Sample 614-082223-086
Oreoz
Sample Submitted: 4-2-2023, Report Date: 4-8-2023
Oreoz THC-A Hemp
Plant Material: Flower
Chromatogram
Cannabinoid Profile
Cannabinoid Profile by HPLC
0.29% Delta-9-THC
0.00% CBD
35.08% Total Cannabinoids

Cannabinoid	% wt	mg/g
CBDA	0.076	0.76
CBGA	0.415	4.15
CBG	0.093	0.93
THCVa	0.098	0.98
Delta-9-THC	0.294	2.94
THCa	34.04	340.42
Total Cannabinoids	**35.08**	**350.8**
Calculated Total THC	**30.19**	**301.87**
Calculated CBD Total	**0.07**	**0.67**

Calculated Total THC = Delta-9-THC + 0.877 * THCa
Calculated Maximum CBD Total = CBD + 0.877 * CBDA
Marin Analytics, LLC
250 Bel Marin Keys Blvd, Suite 5A
Novato, CA 94949
(415) 460-8707
Sara Bonvallet
Technical Director
Lab Manager
This report has been prepared in accordance with generally accepted laboratory practice and quality assurance standards. Marin Analytics, LLC makes no representations or warranties regarding the accuracy of the results or the suitability of the sample for any purpose. The results of analysis are representative only of the sample submitted. Marin Analytics, LLC makes no warranties, express or implied, including but not limited to, implied warranties of merchantability and fitness for a particular purpose. The results of analysis are representative only of the sample submitted.
Copyright Marin Analytics, LLC. All Rights Reserved.


Marin Analytics
CERTIFICATE OF ANALYSIS
Clear Labs Inc.
Sample 614-082223-159
Candy Cane
Sample Submitted: 4-2-2023, Report Date: 4-8-2023
Candy Cane THC-A Hemp
Plant Material: Flower
Chromatogram
Cannabinoid Profile
Cannabinoid Profile by HPLC
0.21% Delta-9-THC
0.00% CBD
36.01% Total Cannabinoids

Cannabinoid	% wt	mg/g
CBDA	0.003	0.03
CBGA	1.403	14.03
CBG	0.157	1.57
THCVa	0.116	1.16
Delta-9-THC	0.216	2.16
THCa	34.25	342.57
Total Cannabinoids	**36.01**	**360.1**
Calculated Total THC	**30.04**	**300.35**
Calculated CBD Total	**0.06**	**0.63**

Calculated Total THC = Delta-9-THC + 0.877 * THCa
Calculated Maximum CBD Total = CBD + 0.877 * CBDA
Marin Analytics, LLC
250 Bel Marin Keys Blvd, Suite 5A
Novato, CA 94949
(415) 460-8707
Sara Bonvallet
Technical Director
Lab Manager
This report has been prepared in accordance with generally accepted laboratory practice and quality assurance standards. Marin Analytics, LLC makes no representations or warranties regarding the accuracy of the results or the suitability of the sample for any purpose. The results of analysis are representative only of the sample submitted. Marin Analytics, LLC makes no warranties, express or implied, including but not limited to, implied warranties of merchantability and fitness for a particular purpose. The results of analysis are representative only of the sample submitted.
Copyright Marin Analytics, LLC. All Rights Reserved.

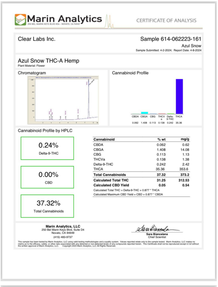
Marin Analytics
CERTIFICATE OF ANALYSIS
Clears Labs Inc.
Sample 614-082223-132
Bubblegum Gelato
Sample Submitted: 4-2-2023, Report Date: 4-8-2023
Bubblegum Gelato THC-A Hemp
Plant Material: Flower
Chromatogram
Cannabinoid Profile
Cannabinoid Profile by HPLC
0.10% Delta-9-THC
0.00% CBD
41.38% Total Cannabinoids

Cannabinoid	% wt	mg/g
CBDA	0.050	0.50
CBG	0.085	0.85
CBGA	0.773	7.73
Delta-9-THC	0.101	1.01
THCa	41.38	413.81
Total Cannabinoids	**41.58**	**415.8**
Calculated Total THC	**36.18**	**361.80**
Calculated CBD Total	**0.05**	**0.50**

Calculated Total THC = Delta-9-THC + 0.877 * THCa
Calculated Maximum CBD Total = CBD + 0.877 * CBDA
Marin Analytics, LLC
250 Bel Marin Keys Blvd, Suite 5A
Novato, CA 94949
(415) 460-8707
Sara Bonvallet
Technical Director
Lab Manager
This report has been prepared in accordance with generally accepted laboratory practice and quality assurance standards. Marin Analytics, LLC makes no representations or warranties regarding the accuracy of the results or the suitability of the sample for any purpose. The results of analysis are representative only of the sample submitted. Marin Analytics, LLC makes no warranties, express or implied, including but not limited to, implied warranties of merchantability and fitness for a particular purpose. The results of analysis are representative only of the sample submitted.
Copyright Marin Analytics, LLC. All Rights Reserved.

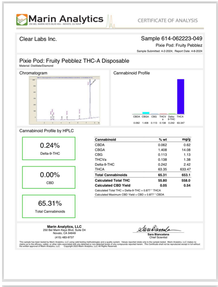
Marin Analytics
CERTIFICATE OF ANALYSIS
Clear Labs Inc.
Sample 614-082223-145
Black Truffle
Sample Submitted: 4-2-2023, Report Date: 4-8-2023
Black Truffle THC-A Hemp
Plant Material: Flower
Chromatogram
Cannabinoid Profile
Cannabinoid Profile by HPLC
0.26% Delta-9-THC
0.00% CBD
43.44% Total Cannabinoids

Cannabinoid	% wt	mg/g
CBDA	0.075	0.75
CBG	0.384	3.84
CBGA	0.154	1.54
THCVa	0.098	0.98
Delta-9-THC	0.259	2.59
THCa	42.02	420.17
Total Cannabinoids	**43.44**	**434.4**
Calculated Total THC	**37.11**	**371.11**
Calculated CBD Total	**0.08**	**0.81**

Calculated Total THC = Delta-9-THC + 0.877 * THCa
Calculated Maximum CBD Total = CBD + 0.877 * CBDA
Marin Analytics, LLC
250 Bel Marin Keys Blvd, Suite 5A
Novato, CA 94949
(415) 460-8707
Mike Clemmons
Lab Manager
This report has been prepared in accordance with generally accepted laboratory practice and quality assurance standards. Marin Analytics, LLC makes no representations or warranties regarding the accuracy of the results or the suitability of the sample for any purpose. The results of analysis are representative only of the sample submitted. Marin Analytics, LLC makes no warranties, express or implied, including but not limited to, implied warranties of merchantability and fitness for a particular purpose. The results of analysis are representative only of the sample submitted.
Copyright Marin Analytics, LLC. All Rights Reserved.


Marin Analytics
CERTIFICATE OF ANALYSIS
Clear Labs Inc
Sample 614-082223-042
Gelato Butter
Sample Submitted: 4-2-2023, Report Date: 4-8-2023
Gelato Butter THC-A Hemp
Plant Material: Flower
Chromatogram
Cannabinoid Profile
Cannabinoid Profile by HPLC
0.21% Delta-9-THC
0.00% CBD
34.03% Total Cannabinoids

Cannabinoid	% wt	mg/g
CBDA	0.004	0.04
CBGA	1.452	14.52
CBG	0.157	1.57
THCVa	0.113	1.13
Delta-9-THC	0.214	2.14
THCa	33.71	337.05
Total Cannabinoids	**34.03**	**340.3**
Calculated Total THC	**29.57**	**295.66**
Calculated CBD Total	**0.06**	**0.63**

Calculated Total THC = Delta-9-THC + 0.877 * THCa
Calculated Maximum CBD Total = CBD + 0.877 * CBDA
Marin Analytics, LLC
250 Bel Marin Keys Blvd, Suite 5A
Novato, CA 94949
(415) 460-8707
Sara Bonvallet
Technical Director
Lab Manager
This report has been prepared in accordance with generally accepted laboratory practice and quality assurance standards. Marin Analytics, LLC makes no representations or warranties regarding the accuracy of the results or the suitability of the sample for any purpose. The results of analysis are representative only of the sample submitted. Marin Analytics, LLC makes no warranties, express or implied, including but not limited to, implied warranties of merchantability and fitness for a particular purpose. The results of analysis are representative only of the sample submitted.
Copyright Marin Analytics, LLC. All Rights Reserved.

Marin Analytics
CERTIFICATE OF ANALYSIS
Clear Labs Inc.
Sample 614-082223-161
Azul Snow
Sample Submitted: 4-2-2023, Report Date: 4-8-2023
Azul Snow THC-A Hemp
Plant Material: Flower
Chromatogram
Cannabinoid Profile
Cannabinoid Profile by HPLC
0.24% Delta-9-THC
0.00% CBD
37.32% Total Cannabinoids

Cannabinoid	% wt	mg/g
CBDA	0.062	0.62
CBGA	1.408	14.08
CBG	0.138	1.38
THCVa	0.138	1.38
Delta-9-THC	0.242	2.42
THCa	35.35	353.5
Total Cannabinoids	**37.32**	**373.2**
Calculated Total THC	**30.94**	**309.40**
Calculated CBD Total	**0.05**	**0.54**

Calculated Total THC = Delta-9-THC + 0.877 * THCa
Calculated Maximum CBD Total = CBD + 0.877 * CBDA
Marin Analytics, LLC
250 Bel Marin Keys Blvd, Suite 5A
Novato, CA 94949
(415) 460-8707
Sara Bonvallet
Technical Director
Lab Manager
This report has been prepared in accordance with generally accepted laboratory practice and quality assurance standards. Marin Analytics, LLC makes no representations or warranties regarding the accuracy of the results or the suitability of the sample for any purpose. The results of analysis are representative only of the sample submitted. Marin Analytics, LLC makes no warranties, express or implied, including but not limited to, implied warranties of merchantability and fitness for a particular purpose. The results of analysis are representative only of the sample submitted.
Copyright Marin Analytics, LLC. All Rights Reserved.


Marin Analytics
CERTIFICATE OF ANALYSIS
Clear Labs Inc.
Sample 614-082223-049
Pixie Pod: Fruity Pebbles
Sample Submitted: 4-2-2023, Report Date: 4-8-2023
Pixie Pod: Fruity Pebbles THC-A Disposable
Matrix: Cartridge/Vaporizer
Chromatogram
Cannabinoid Profile
Cannabinoid Profile by HPLC
0.24% Delta-9-THC
0.00% CBD
65.31% Total Cannabinoids

Cannabinoid	% wt	mg/g
CBDA	0.002	0.02
CBGA	1.408	14.08
CBG	0.138	1.38
THCVa	0.138	1.38
Delta-9-THC	0.242	2.42
THCa	65.31	653.07
Total Cannabinoids	**65.31**	**653.1**
Calculated Total THC	**57.24**	**572.40**
Calculated CBD Total	**0.05**	**0.54**

Calculated Total THC = Delta-9-THC + 0.877 * THCa
Calculated Maximum CBD Total = CBD + 0.877 * CBDA
Marin Analytics, LLC
250 Bel Marin Keys Blvd, Suite 5A
Novato, CA 94949
(415) 460-8707
Sara Bonvallet
Technical Director
Lab Manager
This report has been prepared in accordance with generally accepted laboratory practice and quality assurance standards. Marin Analytics, LLC makes no representations or warranties regarding the accuracy of the results or the suitability of the sample for any purpose. The results of analysis are representative only of the sample submitted. Marin Analytics, LLC makes no warranties, express or implied, including but not limited to, implied warranties of merchantability and fitness for a particular purpose. The results of analysis are representative only of the sample submitted.
Copyright Marin Analytics, LLC. All Rights Reserved.


Marin Analytics
CERTIFICATE OF ANALYSIS
Clear Labs Inc.
Sample 614-082223-093
Pixie Pod: Super Lemon Haze
Sample Submitted: 4-2-2023, Report Date: 4-8-2023
Pixie Pod: Super Lemon Haze THC-A Disposable
Matrix: Cartridge/Vaporizer
Chromatogram
Cannabinoid Profile
Cannabinoid Profile by HPLC
0.28% Delta-9-THC
0.00% CBD
64.38% Total Cannabinoids

Cannabinoid	% wt	mg/g
CBDA	0.006	0.06
CBGA	0.092	0.92
CBG	0.138	1.38
THCVa	0.138	1.38
Delta-9-THC	0.284	2.84
THCa	63.32	633.22
Total Cannabinoids	**64.38**	**643.8**
Calculated Total THC	**55.51**	**555.10**
Calculated CBD Total	**0.05**	**0.46**

Calculated Total THC = Delta-9-THC + 0.877 * THCa
Calculated Maximum CBD Total = CBD + 0.877 * CBDA
Marin Analytics, LLC
250 Bel Marin Keys Blvd, Suite 5A
Novato, CA 94949
(415) 460-8707
Sara Bonvallet
Technical Director
Lab Manager
This report has been prepared in accordance with generally accepted laboratory practice and quality assurance standards. Marin Analytics, LLC makes no representations or warranties regarding the accuracy of the results or the suitability of the sample for any purpose. The results of analysis are representative only of the sample submitted. Marin Analytics, LLC makes no warranties, express or implied, including but not limited to, implied warranties of merchantability and fitness for a particular purpose. The results of analysis are representative only of the sample submitted.
Copyright Marin Analytics, LLC. All Rights Reserved.

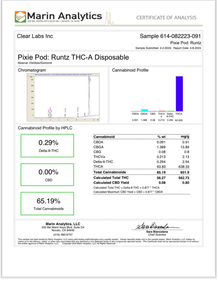
Marin Analytics
CERTIFICATE OF ANALYSIS
Clear Labs Inc.
Sample 614-082223-049
Pixie Pod: Candyland
Sample Submitted: 4-2-2023, Report Date: 4-8-2023
Pixie Pod: Candyland THC-A Disposable
Matrix: Cartridge/Vaporizer
Chromatogram
Cannabinoid Profile
Cannabinoid Profile by HPLC
0.24% Delta-9-THC
0.00% CBD
65.02% Total Cannabinoids

Cannabinoid	% wt	mg/g
CBDA	0.062	0.62
CBGA	1.408	14.08
CBG	0.138	1.38
THCVa	0.138	1.38
Delta-9-THC	0.242	2.42
THCa	65.02	650.17
Total Cannabinoids	**65.02**	**650.2**
Calculated Total THC	**56.93**	**569.40**
Calculated CBD Total	**0.05**	**0.54**

Calculated Total THC = Delta-9-THC + 0.877 * THCa
Calculated Maximum CBD Total = CBD + 0.877 * CBDA
Marin Analytics, LLC
250 Bel Marin Keys Blvd, Suite 5A
Novato, CA 94949
(415) 460-8707
Sara Bonvallet
Technical Director
Lab Manager
This report has been prepared in accordance with generally accepted laboratory practice and quality assurance standards. Marin Analytics, LLC makes no representations or warranties regarding the accuracy of the results or the suitability of the sample for any purpose. The results of analysis are representative only of the sample submitted. Marin Analytics, LLC makes no warranties, express or implied, including but not limited to, implied warranties of merchantability and fitness for a particular purpose. The results of analysis are representative only of the sample submitted.
Copyright Marin Analytics, LLC. All Rights Reserved.

Marin Analytics
CERTIFICATE OF ANALYSIS
Clear Labs Inc.
Sample 614-082223-049
Pixie Pod: King Louie
Sample Submitted: 4-2-2023, Report Date: 4-8-2023
Pixie Pod: King Louie THC-A Disposable
Matrix: Cartridge/Vaporizer
Chromatogram
Cannabinoid Profile
Cannabinoid Profile by HPLC
0.24% Delta-9-THC
0.00% CBD
63.98% Total Cannabinoids

Cannabinoid	% wt	mg/g
CBDA	0.062	0.62
CBGA	1.408	14.08
CBG	0.113	1.13
THCVa	0.138	1.38
Delta-9-THC	0.242	2.42
THCa	63.42	634.17
Total Cannabinoids	**63.98**	**639.8**
Calculated Total THC	**54.93**	**549.34**
Calculated CBD Total	**0.05**	**0.54**

Calculated Total THC = Delta-9-THC + 0.877 * THCa
Calculated Maximum CBD Total = CBD + 0.877 * CBDA
Marin Analytics, LLC
250 Bel Marin Keys Blvd, Suite 5A
Novato, CA 94949
(415) 460-8707
Sara Bonvallet
Technical Director
Lab Manager
This report has been prepared in accordance with generally accepted laboratory practice and quality assurance standards. Marin Analytics, LLC makes no representations or warranties regarding the accuracy of the results or the suitability of the sample for any purpose. The results of analysis are representative only of the sample submitted. Marin Analytics, LLC makes no warranties, express or implied, including but not limited to, implied warranties of merchantability and fitness for a particular purpose. The results of analysis are representative only of the sample submitted.
Copyright Marin Analytics, LLC. All Rights Reserved.

Marin Analytics
CERTIFICATE OF ANALYSIS
Clear Labs Inc.
Sample 614-082223-086
Pixie Pod: Slurricane
Sample Submitted: 4-2-2023, Report Date: 4-8-2023
Pixie Pod: Slurricane THC-A Disposable
Matrix: Cartridge/Vaporizer
Chromatogram
Cannabinoid Profile
Cannabinoid Profile by HPLC
0.29% Delta-9-THC
0.00% CBD
64.37% Total Cannabinoids

Cannabinoid	% wt	mg/g
CBDA	0.076	0.76
CBGA	1.389	13.89
CBG	0.158	1.58
THCVa	0.158	1.58
Delta-9-THC	0.293	2.93
THCa	63.32	633.22
Total Cannabinoids	**64.37**	**643.7**
Calculated Total THC	**55.63**	**556.34**
Calculated CBD Total	**0.07**	**0.67**

Calculated Total THC = Delta-9-THC + 0.877 * THCa
Calculated Maximum CBD Total = CBD + 0.877 * CBDA
Marin Analytics, LLC
250 Bel Marin Keys Blvd, Suite 5A
Novato, CA 94949
(415) 460-8707
Sara Bonvallet
Technical Director
Lab Manager
This report has been prepared in accordance with